











Year 2 Homework Grid Autumn Term

Below is a grid of curriculum- based tasks to complete over the next two half terms (so these tasks will take you up until the end of the academic year). We do not expect them to all be completed, but we would like to see at least 4 done by the end of this half term. These can be completed within your homework book or in a more creative, fun way.

<p style="text-align: center;">Maths:</p> <p>Practise writing your numbers from 0-20 in numerals and words.</p> <div style="display: flex; justify-content: space-around;"> <div style="border: 1px solid black; padding: 5px; width: 45%;"> <p>1 = One 2 = Two 3 = Three 4 = Four 5 = Five 6 = Six 7 = Seven 8 = Eight 9 = Nine 10 = Ten</p> </div> <div style="border: 1px solid black; padding: 5px; width: 45%;"> <p>11 = Eleven 12 = Twelve 13 = Thirteen 14 = Fourteen 15 = Fifteen 16 = Sixteen 17 = Seventeen 18 = Eighteen 19 = Nineteen 20 = Twenty</p> </div> </div> <p>How many tens and ones in 12, 23, 34, 45 and 48?</p> <p>Challenge yourself to do some of your own numbers.</p>	<p style="text-align: center;">Values:</p> <p>Our values centre everything we do within our school community. How can we use our values to support our local community? For example, creating posters to encourage people to recycle, litter picking or offering a helping hand like helping a sibling with their homework. Can you show different examples of what values you have used at home? You can present this in a booklet, poster or storyboard.</p> 	<p style="text-align: center;">PSHE:</p> <p>Design a poster to show the different ways that we can stay healthy and safe. Or Write a poem about healthy living.</p>  <p>What should we eat and drink to stay healthy?</p> <p>How do we keep safe in the sun? How do we keep safe online?</p>
<p style="text-align: center;">Literacy:</p> <p>Practise forming your lower case and lower case letters correctly. Can you write out the alphabet?</p> <p>Write down some adjectives to describe an object in your house or a castle.</p>  <p>To challenge yourself write sentences using these adjectives. Remember to use capital letters and full stops.</p>	<p style="text-align: center;">RE:</p> <p>Draw a poster about kindness. Include how you might show kindness to someone who isn't coping. What does kindness mean to you?</p> <p>Can you remember a time where Jesus showed kindness in the Bible?</p>  <p>Draw pictures to show what happened in this story.</p>	<p style="text-align: center;">Spanish:</p> <p>We are learning how to greet people in Spanish. What are the two main ways we greet people in Spanish?</p> <p>How do you say 'my name is' in Spanish?</p> <p>Practise greeting your family and friends at home using the Spanish greetings that you have learned.</p> <p>Draw two people greeting each other in Spanish.</p> 
<p style="text-align: center;">Geography</p> <p>Practise and write down the 7 continents of the world. Remember to use a Capital letter!</p>  <p style="text-align: center;">History</p> <p>Draw and label the parts of a castle using our key words. Research Rochester castle. What facts can you find out about the castle?</p> 	<p style="text-align: center;">Science</p> <p>Look around your home.</p> <p>Draw and label some appliances that use electricity to work.</p> <p>Draw and label some objects that need a battery to work. How do we stay safe with electricity?</p> 	<p style="text-align: center;">Art:</p> <p>Research art created by Paul Klee. Think about the shapes and the colours that he uses.</p>   <p>Create a picture in the style of Paul Klee. You can use pencil crayons, collage or paint etc.</p>